Overview

RESCU Program describes eleven projects which constitute full replacement and rehabilitation of SVCW's conveyance system. RESCU includes the Gravity Pipeline, Front of Plant, Pump Stations, and Belmont Force Main projects. The Front of Plant includes six of the eleven projects. The Conveyance System Improvements Environmental Impact Report completed and adopted by the SVCW Commission in April 2017 covers work to be done under all the RESCU Program projects.

Available Budget	Total Expenditure	Remaining Budget
$412.26M	$15.66M	$396.6M

Source of Funds (per LRFP 2018)

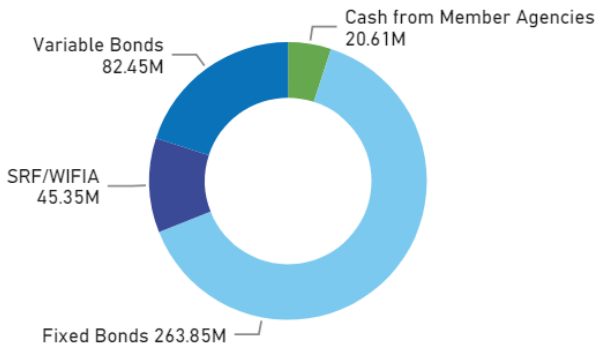

Budget vs Expenditures

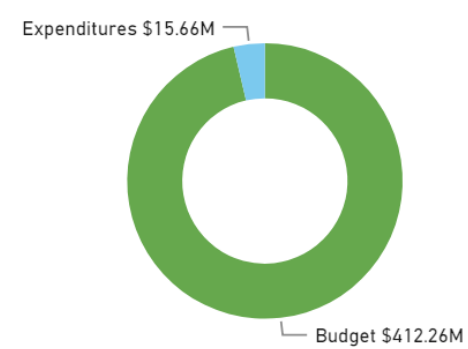

Expenditures by Object

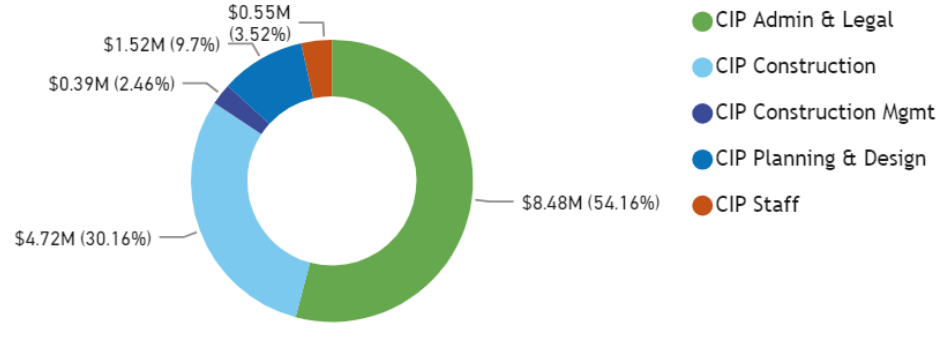

Construction Schedule

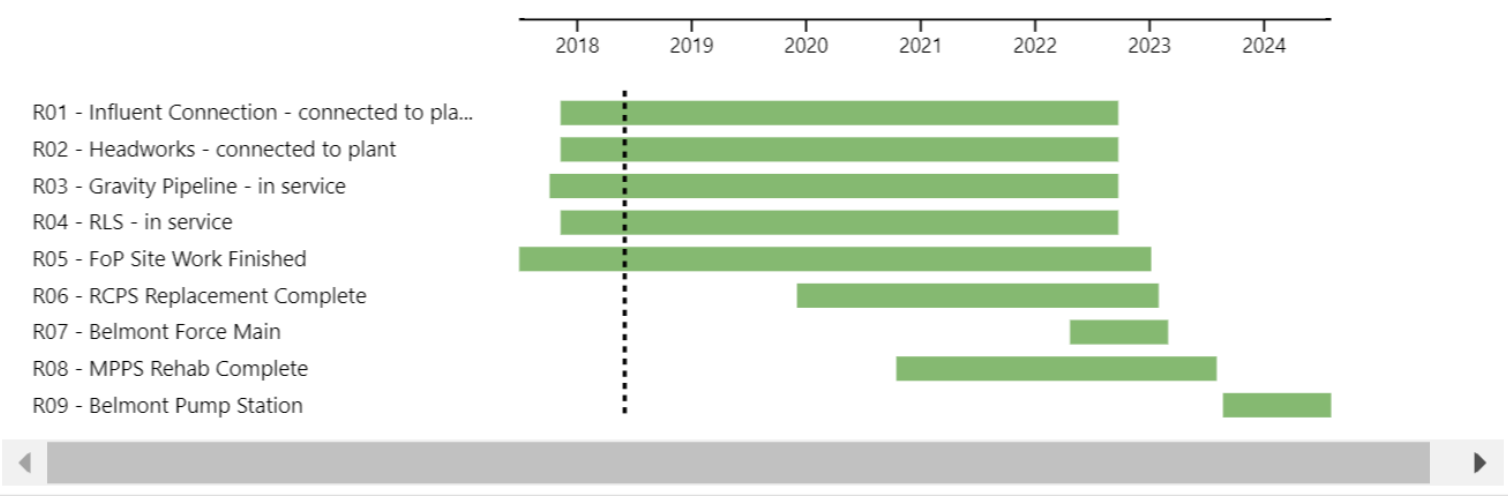

3 Month Cash-Flow

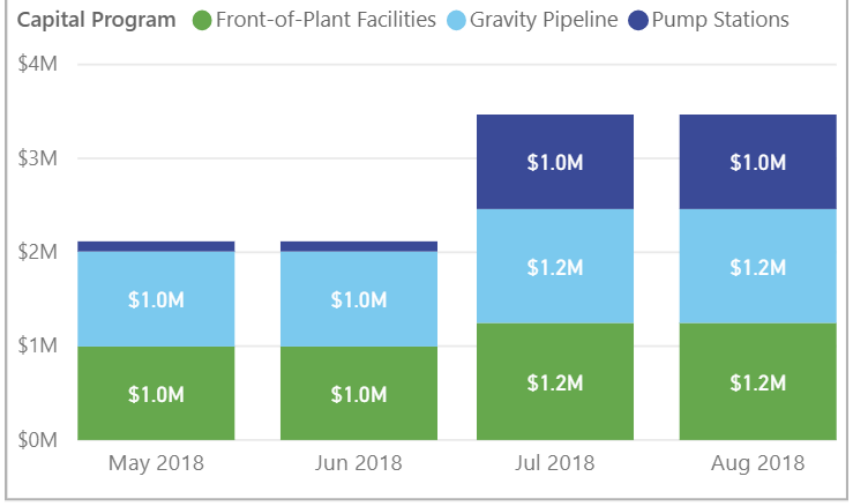

As of : 2018 - 05

Front of Plant Progressive DB Project

The Front of Plant (FoP) Project consists of the design, construction, permitting, start-up, commissioning, and closeout for Receiving Lift Station (RLS), Headworks Facility, Odor Control Facilities, Influent Connector Pipe, Chemical Offload Facilities, Civil site work, Emergency Overflow pipe to storage basin and related process support systems. Work is being implemented under a Progressive Design-Build procurement process in stages.

Available Budget	Total Expenditure	Remaining Budget
$123.55M	$9.23M	$114.27M

Milestone Schedule

	Start	Finish
Notice to Proceed - Stage 1 Services	11/28/2017	
Basis of Design Report (BODR)		6/26/2018
30 Percent (%) Design Documents		8/24/2018
60 Percent (%) Design Documents		10/23/2018
Stage 2A - Piles		6/14/2018
Stage 2B - RLS Excavation		7/12/2018
Stage 2C - Balance of Stage 2 Work		12/28/2018
Stage 1 Services Complete		12/31/2018

Budget vs Expenditures

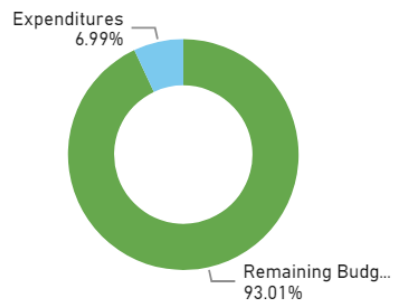

Expenditures by Object

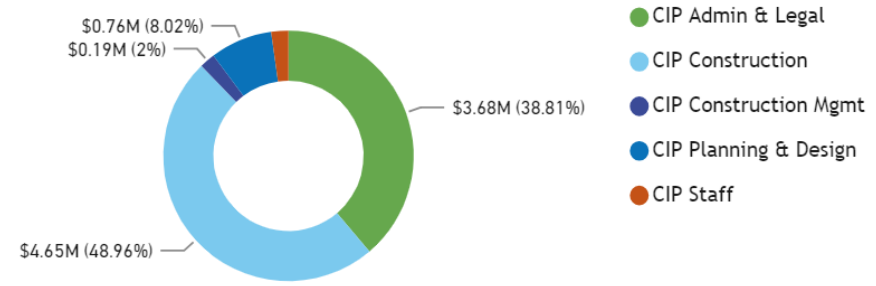

Schedule

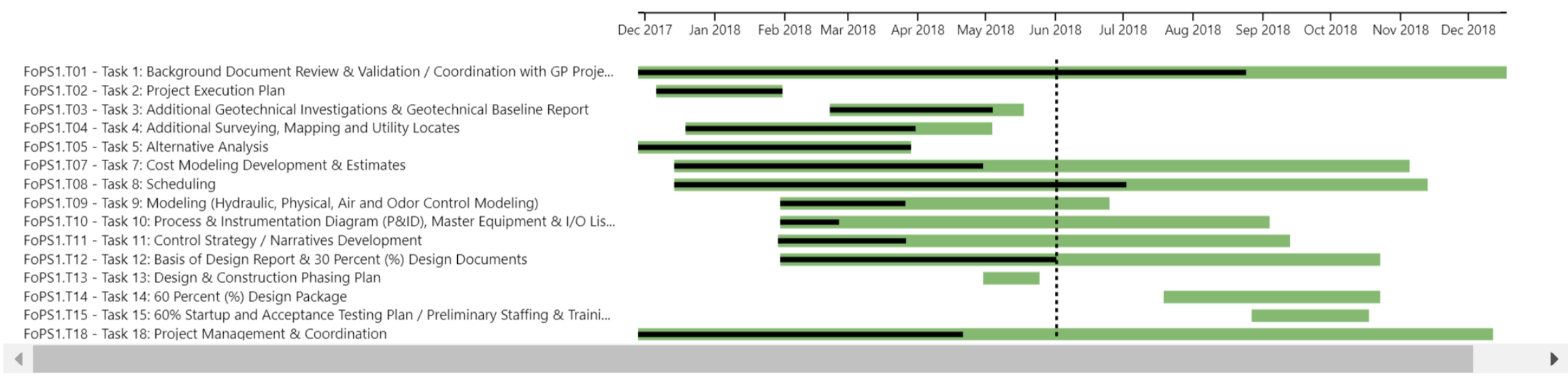

As of : 2018 - 05

Front of Plant Progressive DB Project

Major Accomplishments this Period

Design	- Established Headworks building design and associated process controls - Finalized RLS shaft base design criteria - Continued development of RLS, including pump layouts, pipe sizing, and valving - Continued computational fluid dynamics modeling for RLS - Continued discussions related to surge protection as input to the CFD model - Coordinate with GP DB team for adit and interface between gravity pipe and RLS manifold, including surge tower - Finalized the Headworks building footprint and pile design
Procurement of Trade Packages	- Received proposals from SOE subcontractors; evaluate proposals in conjunction with GP team - Work towards a June 2018 package release for concrete pile subcontractors
Construction	- None

Upcoming Key Activities

- Complete Flow Science CFD Analysis
- Conduct physical modeling of RLS
- Finalize piles design and specifications
- Continue detailing RLS and Headworks facilities
- Finalize BODR comments
- Coordinate selection of SOE Subs w/GP Team

3 - Month Look Ahead

	Start	End	June	July	August
Physical RLS Hydraulic Model Testing/Results	April 30, 2018	June 25, 2018	X		
Air & Odor Control Modeling	April 2, 2018	June 7, 2018	X		
Submit/Review/Finalize Basis of Design Report Package	May 11, 2018	June 19, 2018	X		
BODR Cost Estimate	June 12, 2018	July 18, 2018	X	X	
Submit 30% Design Package to SVCW for Review	July 11, 2018	July 11, 2018		X	
Submit/Review/Finalize SOE Design Package	February 26, 2018	July 24, 2018	X	X	
Prepare/Negotiate/Finalize Stage 2 Early Release Package	May 18, 2018	July 17, 2018	X	X	

Safety Spot Light

Category	Value
Lost Time	0
Near Misses	0
Recorded Losses	0

As of : 2018 - 05

Gravity Pipeline Progressive DB Project

The Gravity Pipeline (GP) Project consists of the design, construction, permitting, start-up, commissioning, and closeout of approximately 17,600 feet of wastewater gravity FRP pipe inside a concrete-segment tunnel. The work includes four shafts and will interface directly with the Front of Plant (FoP) Project at the Receiving Lift Station (RLS). Work is being implemented under a Progressive Design-Build procurement process.

Available Budget	Total Expenditure	Remaining Budget
$221.88M	$5.68M	$216.10M

Milestone Schedule

	Start	Finish
Notice to Proceed - Stage 1 Services	10/13/2017	
Basis of Design Report (BODR)		6/19/2018
30 Percent (%) Design Documents		9/5/2018
60 Percent (%) Design Documents		11/21/2018
Stage 2A Approval - Retrieval Shaft, TBM Purchase, Airport Clear and Grub		7/12/2018
Stage 2B Approval - Concrete Segments and Airport Shaft SOE		10/11/2018
Stage 2C Approval - Balance of Stage 2 Work		12/13/2018
Stage 1 Services Complete		12/13/2018

Budget vs Expenditures

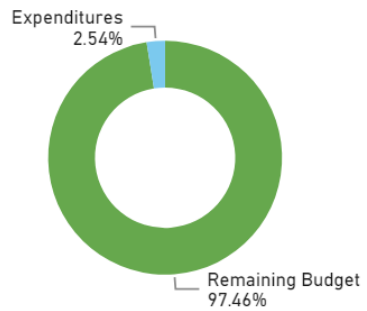

Expenditures by Object

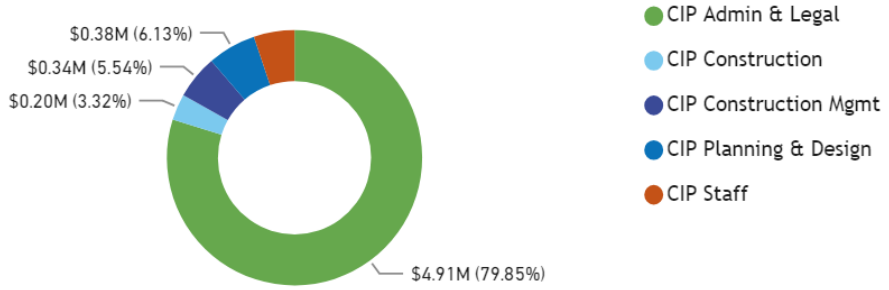

Schedule



As of : 2018 - 05

Gravity Pipeline Progressive DB Project

Major Accomplishments this Period

Design	- Completed GBR for the TBM manufacturer, continuing efforts on complete GBR - Continued sediment transport modeling - Continued air flow and H2S concentration modeling. Coordinating with FoP DB team - Progressed Retrieval Shaft design to 100% in coordination with FoP - Progressed Airport Access Shaft design to 60%- - Survey work continued
Procurement of Trade Packages	- Received pricing from SOE Subcontractors, reviewed in coordination with FoP DB team - Ongoing discussions with FRP pipe manufacturers - Received pricing from TBM manufacturers, in review - Continued selection process for conveyor system - Outreach in conformance with SRF and WIFIA funding requirements
Construction	- None

Upcoming Key Activities

- Coordinate selection of SOE Subs w/FoP Team
- Geotechnical Baseline Report
- Airflow and grit transport modeling
- Airport Access shaft P.G.&E coordination
- Inner Bair Island retrieval shaft design
- Stage 2 Amendment Pricing

3 - Month Look Ahead

	Start	End	June	July	August
Geotechnical Baseline Report	January 10, 2018	November 7, 2018	X	X	X
Site Survey/Potholing Work	April 23, 2018	June 13, 2018	X		
San Carlos Shaft Design (30% Design)	June 19, 2018	July 26, 2018	X	X	
Tunnel Design (30% Design)	May 29, 2018	July 19, 2018	X	X	
Hydraulic Design (30% Design)	May 7, 2018	July 19, 2018	X	X	
Airport Access Shaft Design (60% Design)	April 9, 2018	June 20, 2018	X		
Bair Island Shaft Design (60% Design)	June 7, 2018	July 26, 2018	X	X	
TBM Procurement (Stage 2A Proposal)	January 22, 2018	July 12, 2018	X	X	
Retreival Shaft Design (Stage 2A Proposal)	January 15, 2018	July 12, 2018	X	X	

Safety Spot Light

Category	Value
Lost Time	0
Near Misses	0
Recorded Losses	0

As of : 2018 - 05

Pump Stations

All SVCW pump stations require replacement or rehabilitation. Menlo Park PS will be rehabilitated. Redwood City PS will be replaced. Belmont PS will be rehabilitated. San Carlos PS is no longer needed due to the new gravity pipeline; flows from San Carlos and Belmont will enter into the gravity pipeline via a drop structure at the current San Carlos pump station site. Flows from the MPPS and RCPS will flow through the new 48-inch force main to a drop structure at Inner Bair Island.

Available Budget	Total Expenditure	Remaining Budget
$66.83M	$590.43K	$66.21M

Milestone Schedule

	Start	Finish
Recommend Procurement Process to Commission		6/14/2018
Issue Request for Qualifications		7/13/2018

Budget vs Expenditures

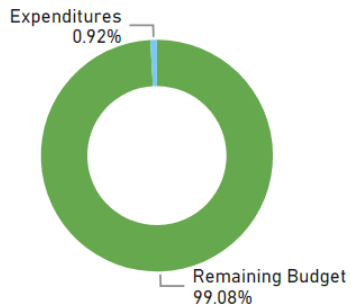

Expenditures by Object

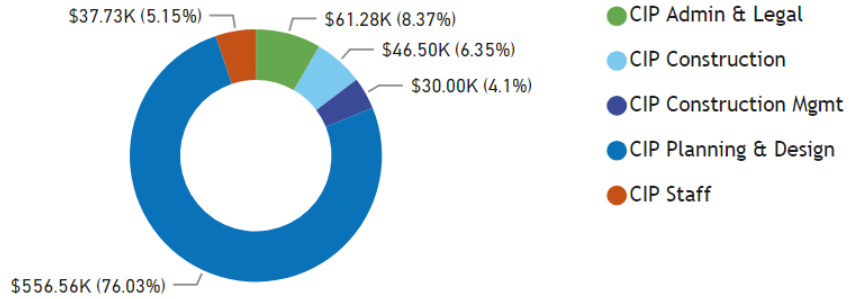

Schedule

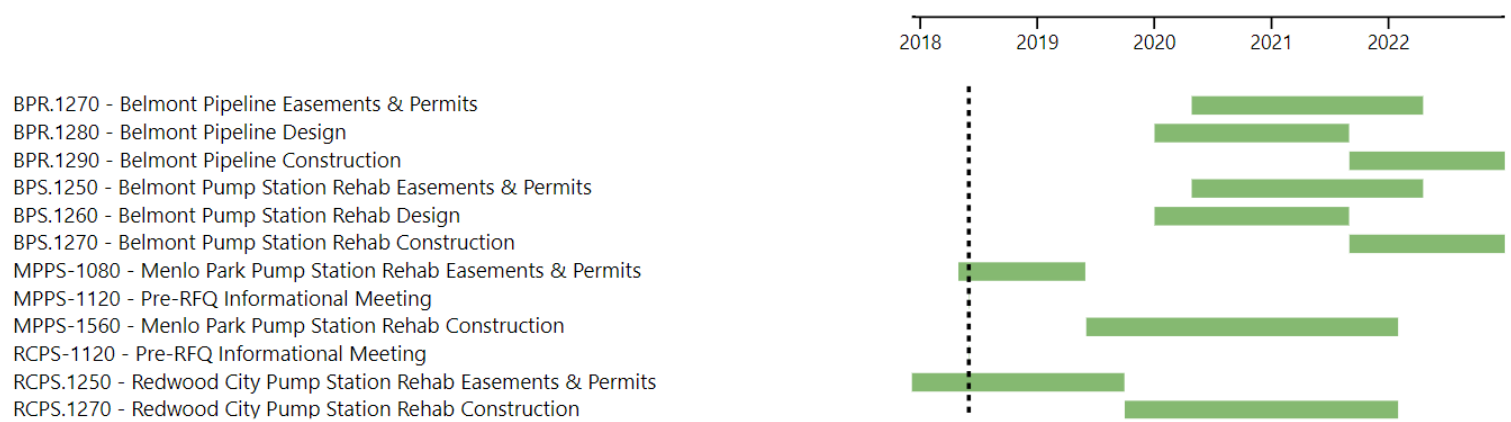

As of : 2018 - 05

Pump Stations

Major Accomplishments this Period

Design	- Significant interaction with SVCW O&M team and design team - Preliminary decisions on MPPS: no bar screens, no valving to FEF, add trash rack, use chopper pumps; all decisions to be verified - Preliminary decisions on RCPS: bar screens - Pending decision: RCPS a submersible PS or a wet well/dry well PS?

Upcoming Key Activities

- Menlo Park PS prepare Basis of Design
- Redwood City PS prepare Basis of Design
- Belmont PS and Connector Pipe Basis of Design
- Package all pump station work into Bridge Documents
- Recommendation on project procurement method

3 - Month Look Ahead

	Start	End	June	July	August
Schedule Development in Progress					

Work in Progress

Safety Spot Light

Category	Value